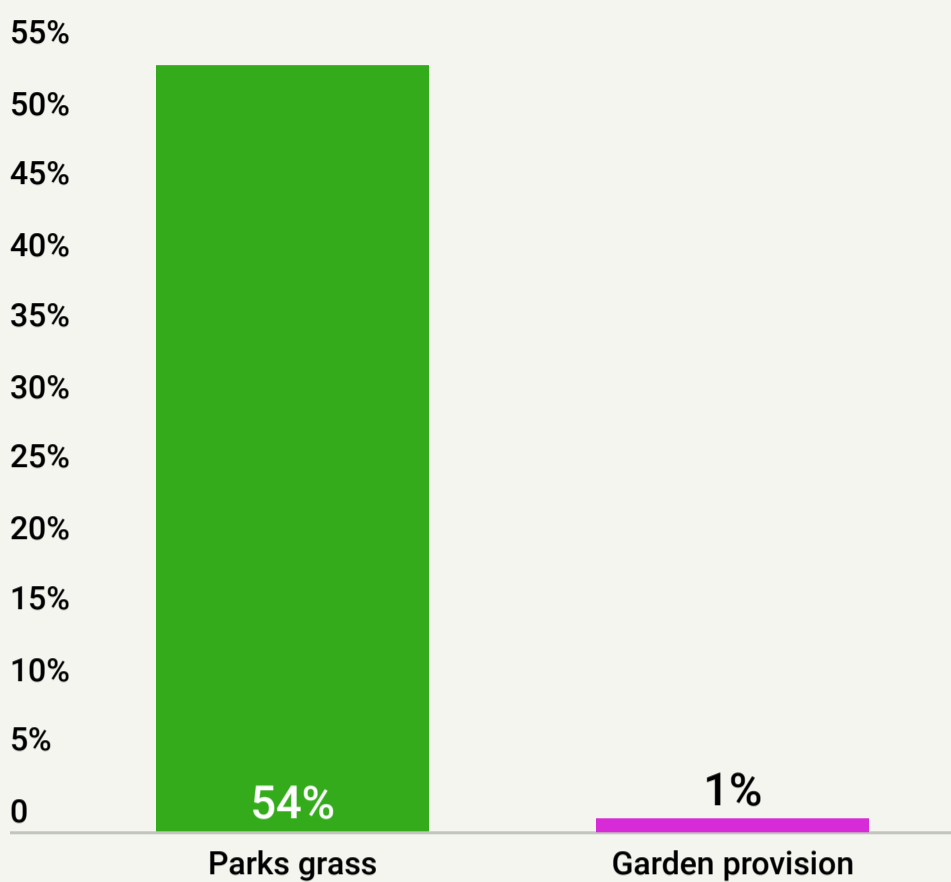


Grass and gardens

Yardstick is a suite of benchmarking tools that delivers need to know information for your business to inform your decision making and improve your service delivery. The information in this report is from the 2018 Yardstick Parks Benchmarking project. The 2019 project is currently open and results will be available later this year.

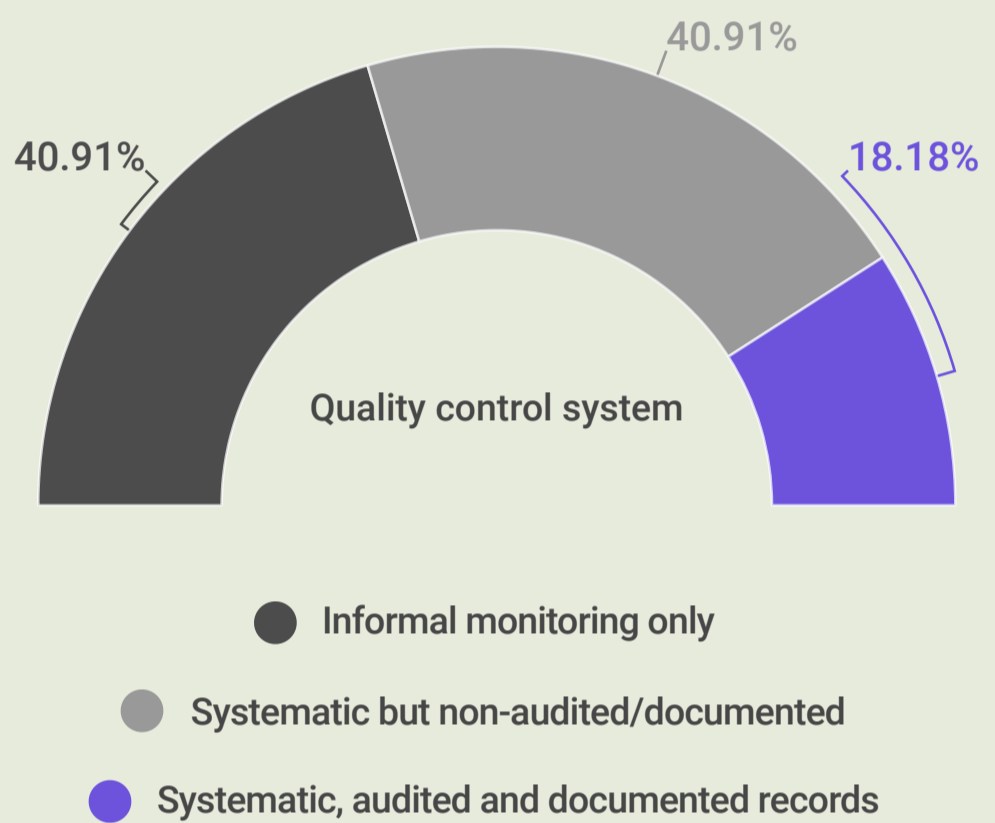
1. Provision of gardens and grass



Provision of grass and gardens varies as a proportion of park land, with the median rate of mown grass provision being 54% of actively maintained park land area, and the median rate of planted bed or garden provision being 1%. The remaining 45% of actively maintained park land is made up of surfaces such as paving, paths, roads and parking, buildings, woodlands, water features, tennis courts and other artificial playing surfaces, youth facilities and playgrounds.

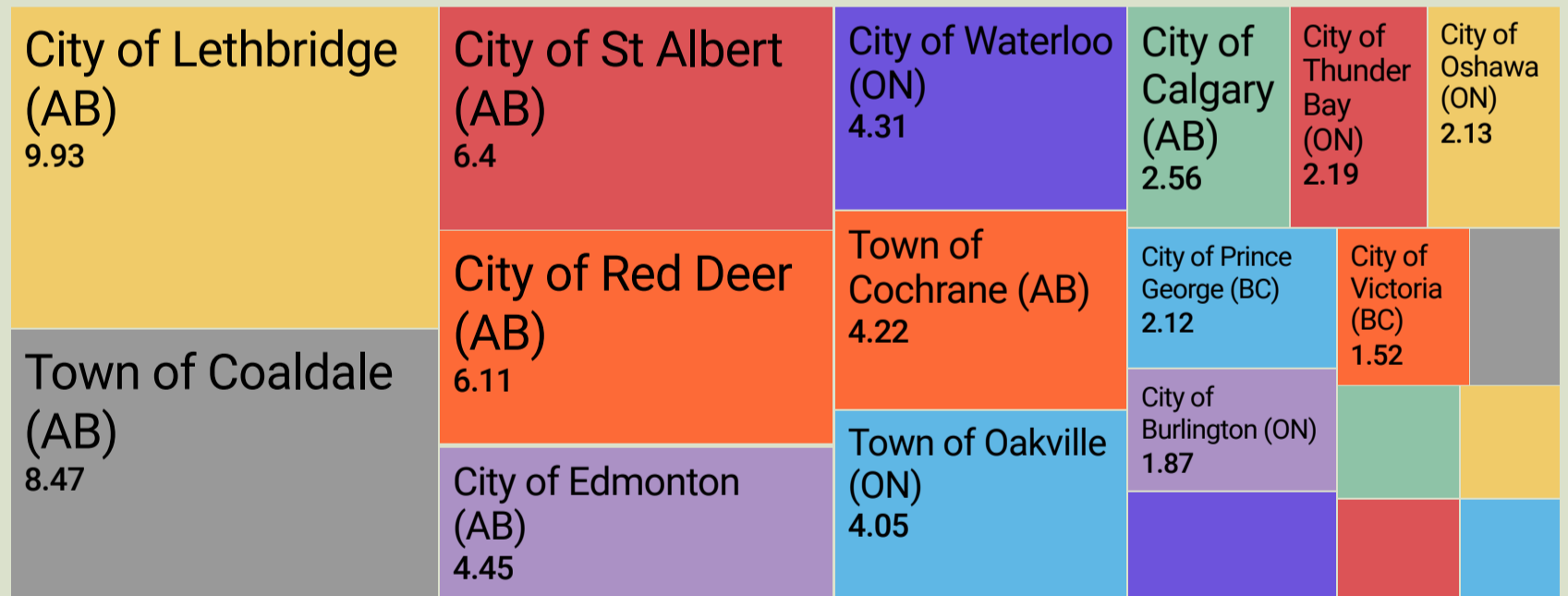
2. Gardens quality control

Around 18% of members in 2018 reported that they have a formal system for monitoring, documenting and independently auditing the standard of service delivery for maintenance of gardens that is based on documented service standards. No members have no system in place, but 41% only monitor garden maintenance service delivery informally.

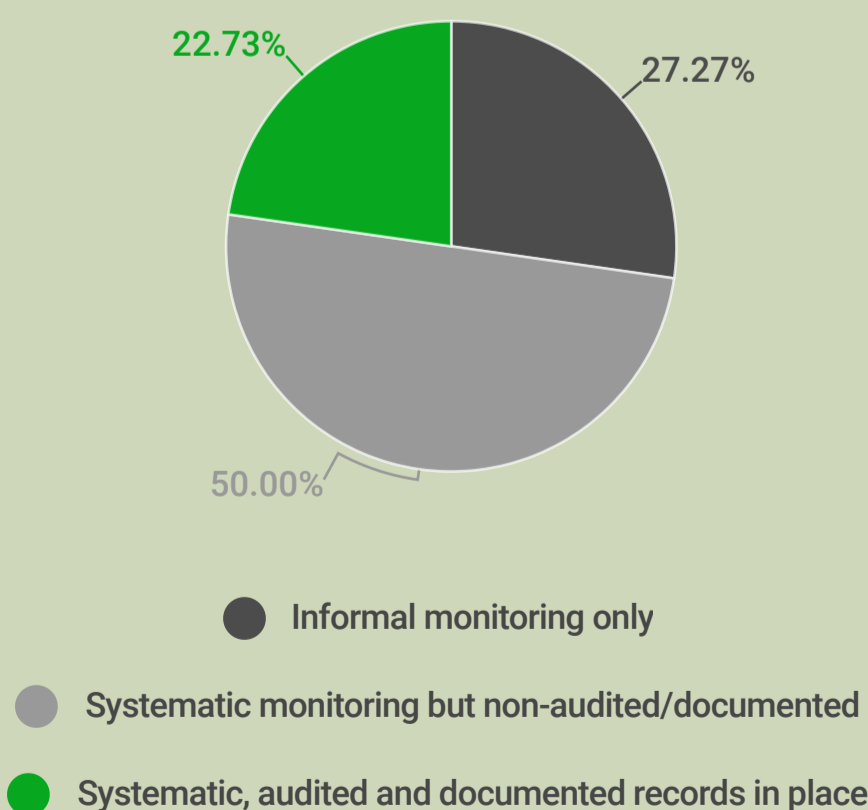


3. Grass mowing

The median amount of grass that each member is mowing in 2018 is 2.16 hectares per 1,000 residents. The level of service is fairly consistent with over half of members providing between 1.5ha and 4.5ha per 1,000 residents. The median amount of mowing per 1,000 residents in New Zealand is around 5 hectares.



4. Mowing quality control



Around 23% of members in 2018 reported that they have a formal system for monitoring, documenting and independently auditing the standard of service delivery for grass mowing that is based on documented service standards. A further 50% of members report that they monitor service delivery for mowing systematically but don't document or independently audit the results.

Yardstick parks benchmarking and parks user surveys help you collect the data you need to better understand your business, identify areas for improvement and plan for the future.

Contact us

www.yardstickglobal.org